

Questions?

RBdigital is proud to offer free support for patrons.

Contact the RBdigital support team at

1-877-77AUDIO (1-877-772-8346)

or

yoursupport@recordedbooks.com.

Patron support is available from 7:30 a.m. to 6:30 p.m. ET, Monday through Friday.



# Welcome!

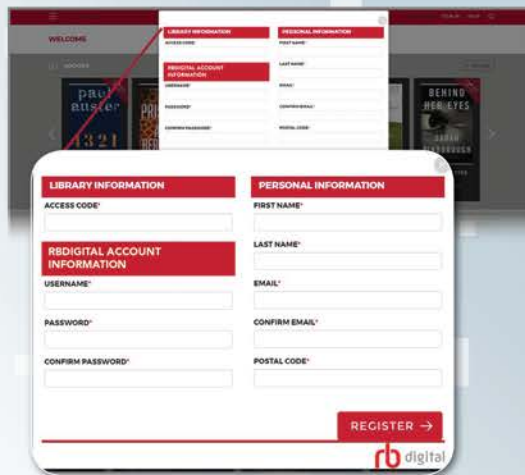
RBdigital Media Manager offers an easy way to access a terrific collection of downloadable audiobooks for use on non-internet devices (i.e, MP3 players). Follow these instructions to use the service with your computer or portable device.

## Getting Started:

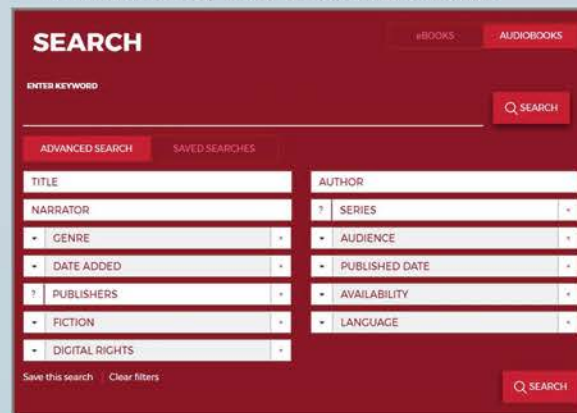
- 1 First-time users need to set up an RBdigital account. From the library's RBdigital site, select **REGISTER** at the top right.



- 2 Fill out the appropriate information. Your username and password will be used to sign in to the service.



- 3 To find a specific title or author, click the **SEARCH** (magnifying glass) symbol in the upper right and then search by keyword or select **ADVANCED SEARCH**. You can also browse titles using the **MOST POPULAR**, **NEWLY ADDED**, and **BESTSELLERS** tabs.



- 4 Once you've made your selection, click on the image to view the title detail page, then click the **CHECKOUT** button at the right. After a few seconds, click **OPEN** when prompted.\*



- 5 If applicable, download the version of the RBdigital Media Manager that's appropriate for your computer's operating system.
- 6 The RBdigital Media Manager will launch. After signing in, click **PLAY** to listen to your audiobook or click **DOWNLOAD AND TRANSFER** to send the title to your portable device.




*(You must have iTunes® installed to transfer titles to an iPod®, and the preferences in iTunes must be set to "Manually Manage Music.")*

You can now listen to your audiobook through the RBdigital Media Manager or on your portable listening device.

**Happy listening!**

 Apps are also available for **iOS**, **Android™**, and **Kindle Fire™** devices.

 \*Depending on when you are accessing RBdigital, you may see one of these two logos.

\*Mac users may not receive a prompt. In this case, simply open the RBdigital Media Manager manually.